

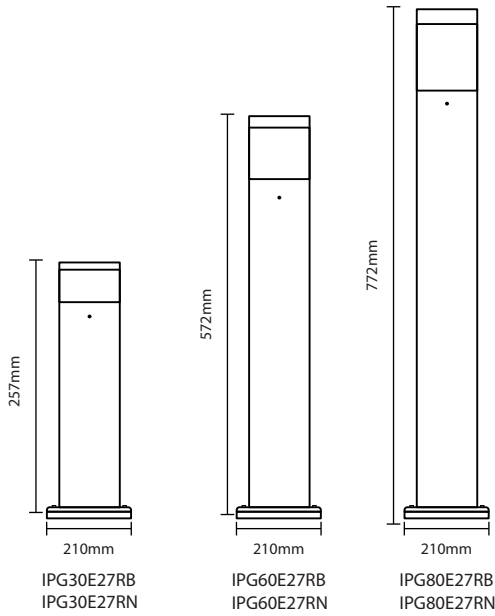


## MANUALE D'ISTRUZIONI SALINA PALETTO DA GIARDINO

Si raccomanda di rivolgersi a un elettricista qualificato per installare il prodotto.

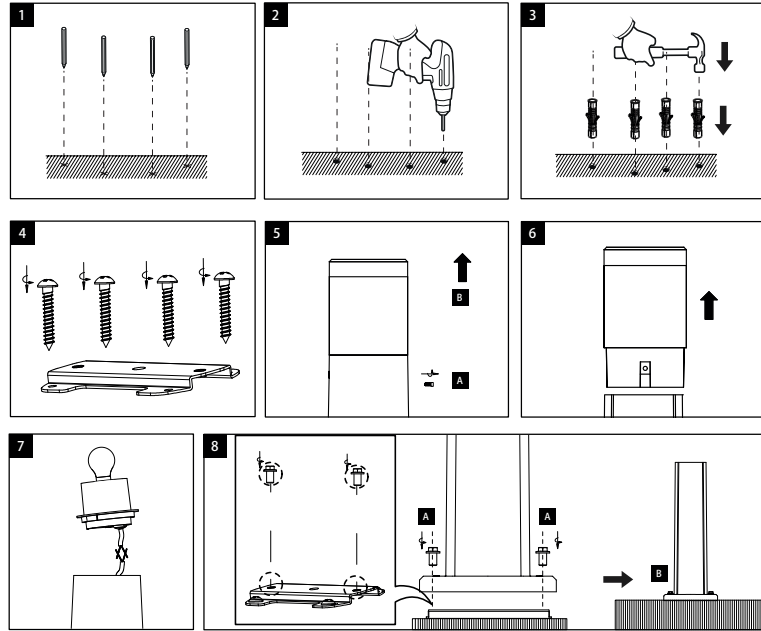
Si raccomanda di non toccare il prodotto quando è acceso.

In caso di malfunzionamento, staccare la lampada dall'alimentazione.  
Si raccomanda di rivolgersi a un elettricista e di non provare a riparare la lampada da soli.



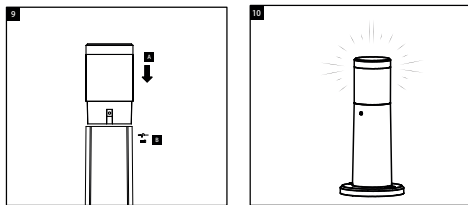
Paletto da esterno per lampada E27 (non inclusa).  
Corpo e diffusore in policarbonato V2 autoestinguente e Anti-UV, con finitura bianca e nera. Resistente agli urti (IK08 - Classe II). Picchetto incluso.

### MONTAGGIO A SUPERFICIE:



1

2



### Informazioni sul riciclaggio in conformità con le direttive RAEE e batterie



Simbolo sul prodotto




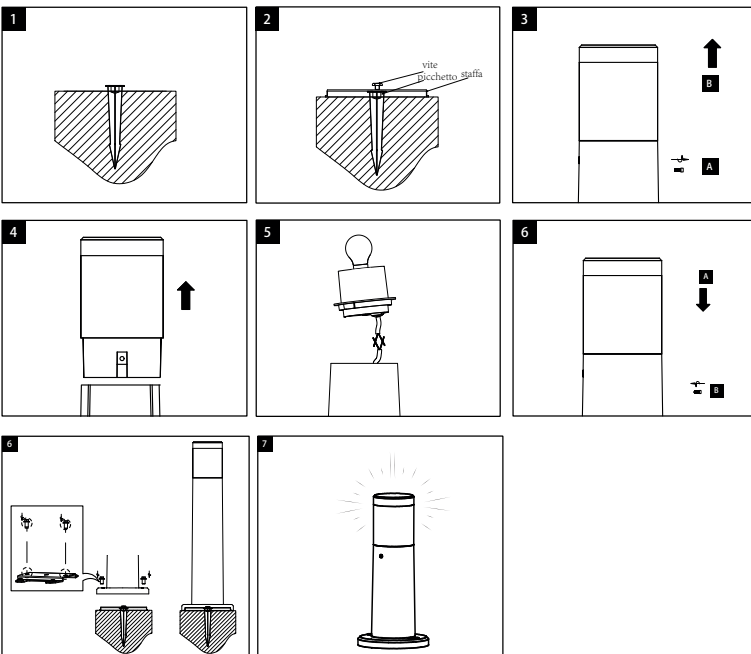
Simbolo sulla batteria

Solo Europa

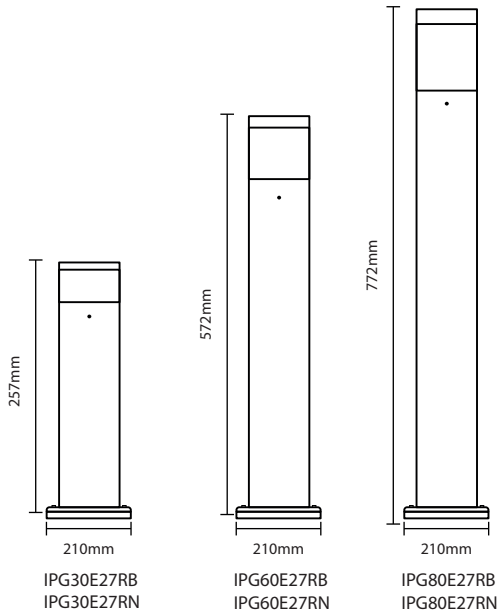
Il prodotto/batteria è contrassegnato con uno dei simboli di riciclaggio sopra indicati. Questo indica che a fine vita il prodotto/batteria, dovrà essere smaltito/a separatamente in appropriati luoghi di raccolta e non con i normali rifiuti domestici.

CE RoHs

### INSTALLAZIONE A TERRA:



## INSTRUCTION MANUAL SALINA COUNTRYARD LAMP



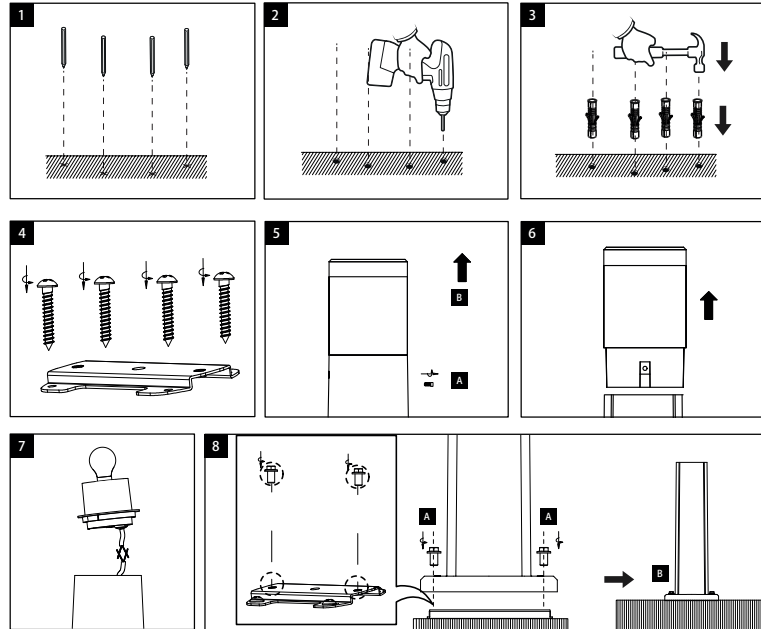
Countryard Lamp for E27 bulb (not included).  
ANTI-UV and V2 Self-extinguishing PC housing and diffuser with white and black finish. Resistant to impacts (IK08-Class II). Picket included.

It is recommended to contact a qualified electrician to install the product.

It is recommended not to touch the product when it is turned on.

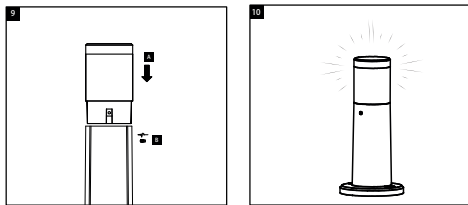
In case of malfunction, disconnect the lamp from the power supply.  
It is recommended to contact an electrician and not try to repair the lamp yourself.

### SURFACE INSTALLATION:

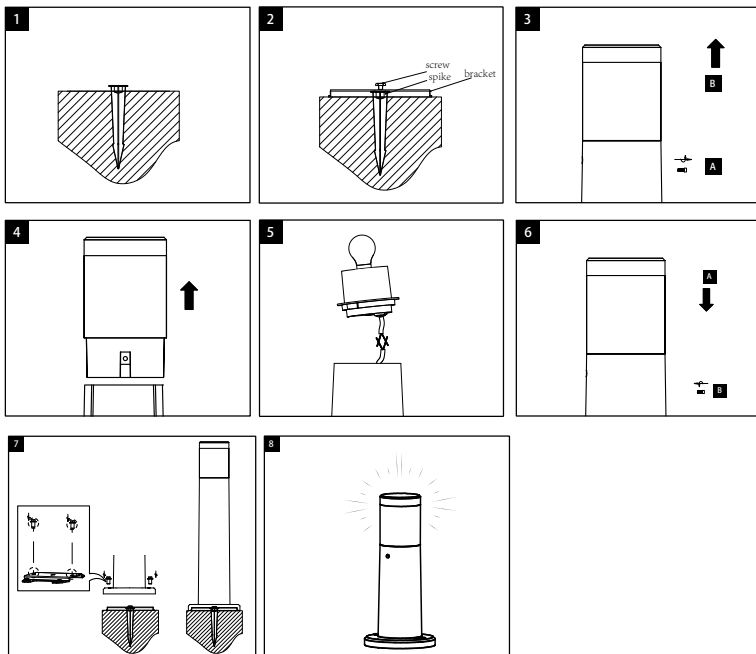


1


2



### SPIKE FOR GROUND INSTALLATION:



### Recycling Information in Accordance with the WEEE and Battery Directives



Europe only

The product/battery is marked with one of the above recycling symbols. It indicates that at the end of the life of the product/battery, you should dispose of it separately at an appropriate collection point and not place it in normal domestic waste stream.



**IPERLUX®**  
www.iperlux.com  
info@iperlux.com